

Technical Bulletin

Genes that fit your farm.

SeCan

Canada's Seed Partner

AAC Roskens Milling Oat

Description

High yielding, widely adapted, and high beta-glucan, tan-hulled milling oat. Well suited for Areas II and III of Ontario. A great option for mixed grain with Dignity barley

Strengths

- High yield potential









Management

- Fungicide application strongly recommended to control crown rust

Breeder

Dr. Weikai Yan
Ottawa Research and Development Centre
Agriculture and Agri-Food Canada
Ottawa, ON



2018 Oat Performance Trial Cumulative Yield Index¹ Summary, OCCC, Dec 2018

Cultivar	Area II ²					Area III ²					Area V ²				
	5 yr ³	4 yr	3 yr	2 yr	2018	5 yr ³	4 yr	3 yr	2 yr	2018	5 yr ³	4 yr	3 yr	2 yr	2018
Hulled															
OAC Markdale	85	87	82	79	78	95	92	93	93	101					
RC Amaze	86	88	87	83	92	91	91	91	89	115		97	94	93	87
Dieter 						92	89	89	84	86	99	99	100	102	103
Avatar						95	93	92	87	105					
Hidalgo											100	100	100	101	103
Vitality									83	94	100	101	101	102	102
AAC Bullet	115	107	107	108	106	110	111	111	118	101					
AAC Roskens	100	99	99	104	101										
Nice											101	101	102	100	99
AAC Almonte	107	103	99	100	96	107	105	107	113	99	98	96	98	99	97
CDC Orrin 					96	107	107	110	110	121				103	108
AAC Richmond		105	106	106	106		100	98	93	85		104	105	106	110
AAC Oaklin	109	105	105	110	103	109	110	109	117	103	100	99	99	100	96
Kara 											106	103	103	103	108
Akina 											106	103	103	103	108
AAC Nicolas 							109	107	108	109	108	105	104	105	103
AAC Kolosse		105	105	108	110		112	111	115	105		101	101	99	94
AAC Noranda		97	95	93	89		108	105	105	101		101	101	99	94
AAC Blake 		104	103	100	101										
AAC Banner 				119	108				111	99				92	83
AAC Torrent 				116	114				101	77				95	92
Means (t/ha)	3.69	3.72	4.04	3.53	3.08	3.98	3.94	3.90	3.11	2.58	4.77	4.95	4.88	4.95	4.28
Means (bu/ac)	97	98	106	93	81	105	103	102	82	68	125	130	128	130	112
Locations	15	12	8	5	2	10	8	6	4	2	13	11	9	6	3

¹ Values differing by less than 3 within a column may not represent true differences in yield. Yield Indices are Heritability Adjusted Relative Values (HARV), which favour results from trial locations with high repeatability. For more information, see: Yan, W. Use of HARV in Variety Trial Summaries.

² See area map on GoCereals.ca website.

³ Cultivar yield ranking may vary from year to year. Decisions are therefore best made using data with the greatest number of years. Rust races have overcome genetic resistance in the past 10 years, with some varieties being significantly impacted.

  = PBR Status; indicates varieties protected under PBR 91 or PBR 78. Visit pbrfacts.ca to learn more.